
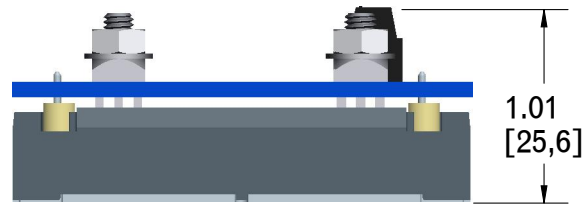
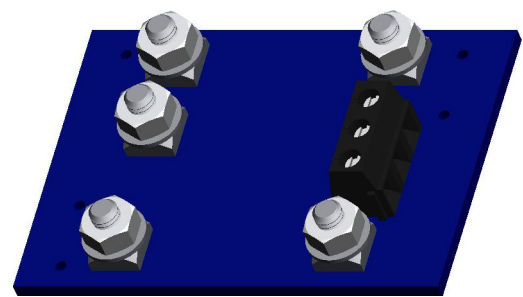
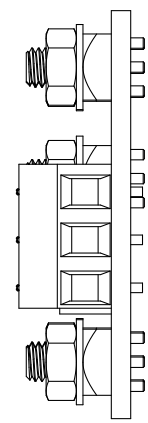
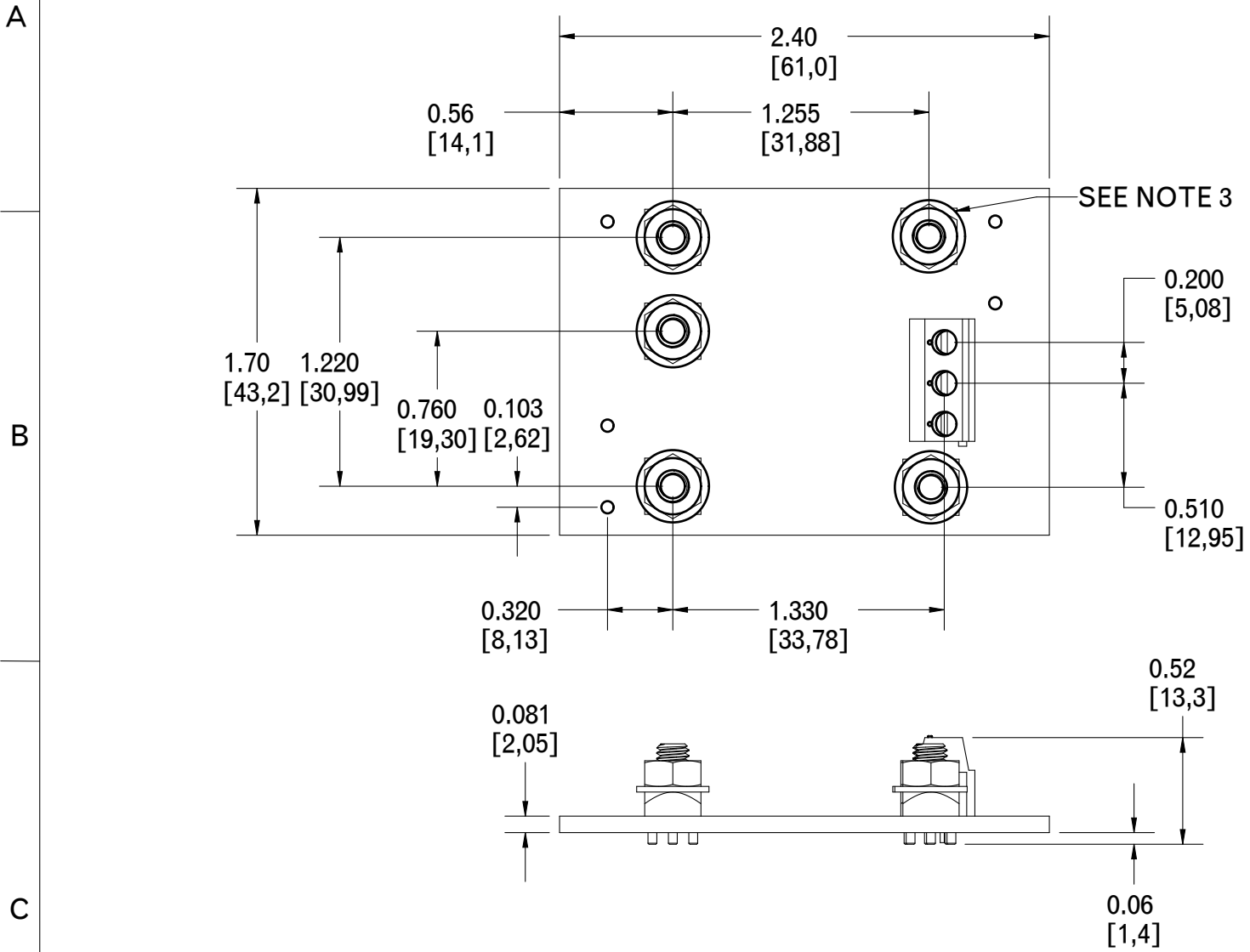


REVISIONS			
REV	DESCRIPTION	DATE	APPROVED
A	INITIAL RELEASE PER ECO 14-18058	04/29/14	DS



- NOTES:**
- CONSULT DATASHEET OF THE UNIT THAT THE INTERFACE BOARD IS/WILL BE MOUNTED TO FOR I/O DEFINITIONS, MOUNTING DIMENSIONS AND OPERATING PARAMETERS.
  - ALL DIMENSIONS IN INCHES (MM)  
TOLERANCES: X.XX±.02 IN. (X.X ±.5mm)  
X.XXX±.010 IN. (X.XX ±.25mm)
  - TERMINALS TBA: M4 SCREW POST, MAX TORQUE 6 IN-LB (.7Nm).
  - TERMINAL BLOCK: WIRE SIZE 16-30 AWG, 13.5A MAX CURRENT PER TERMINAL, MAX TORQUE 4 IN-LB (.5 Nm)
  - FITS NORMAL, NON-THREADED AND FLANGED HALF BRICKS
  - ADAPTER WEIGHT: TBA

**TOLERANCES:**  
Unless otherwise specified:  
All dimensions in inches  
.X +/- .025  
.XX +/- .010  
.XXX +/- .005  
Angles +/- 1°

Third Angle Projection

THIS DRAWING IS THE PROPERTY OF SYNQOR LLC. It is not to be reproduced or copied, in whole or in part, or used for furnishing information to others, or for any purpose detrimental to the interests of SynQor. The information shown herein may be protected by patents owned or controlled by SynQor.

**SynQor** 155 Swanson Road  
Boxborough, MA 01719-1316

**HB AC FILTER INTERFACE ASSY.**

SOURCE: PRO/E BRICKACFILTERINTERFACEV011

SIZE	DATE	DWG. NO.	REV
<b>B</b>	<b>04/29/14</b>	<b>020-0000287</b>	<b>A</b>

SCALE: 1.000 DRAWN: DS CHECK: SHEET 1 of 1