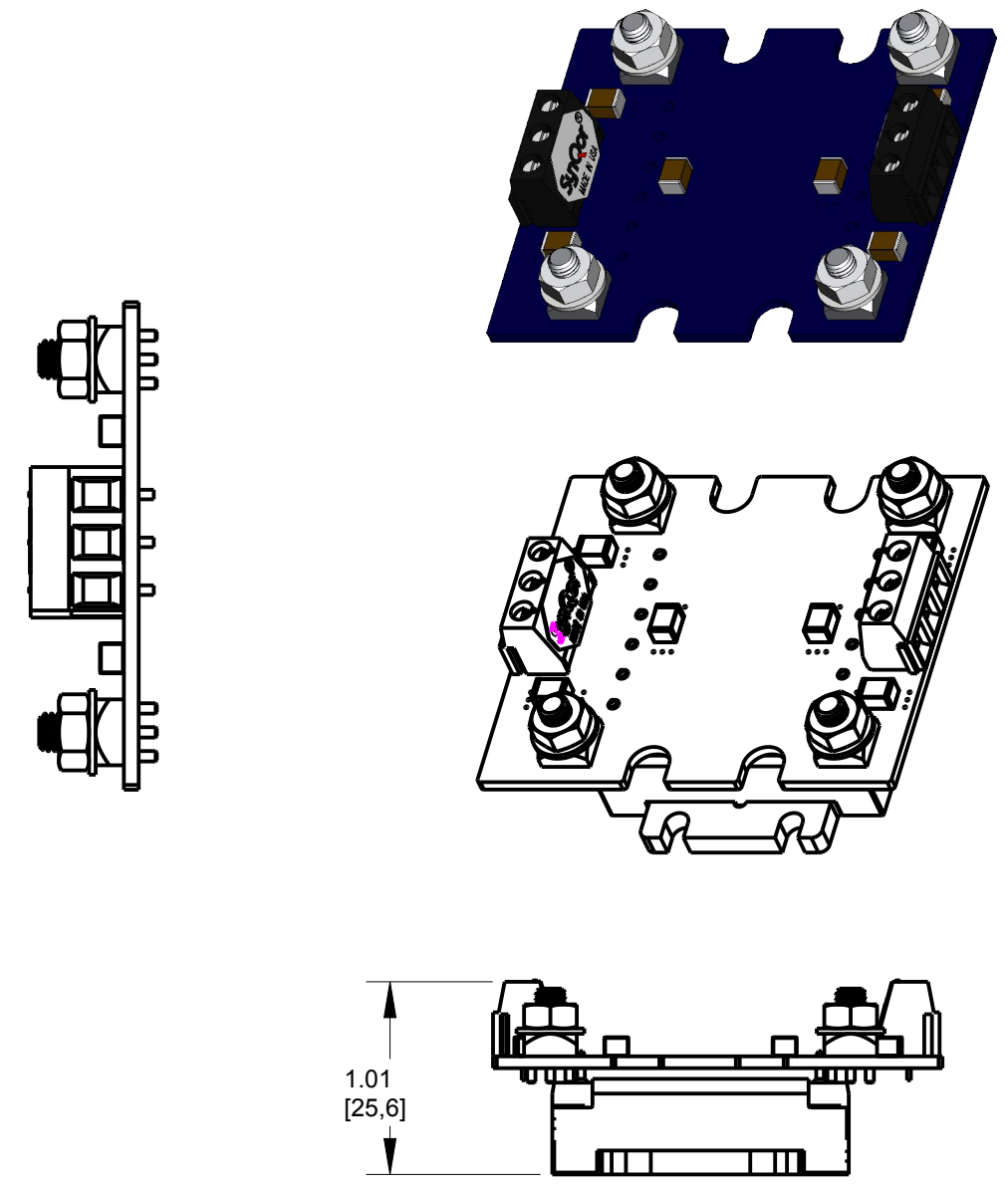
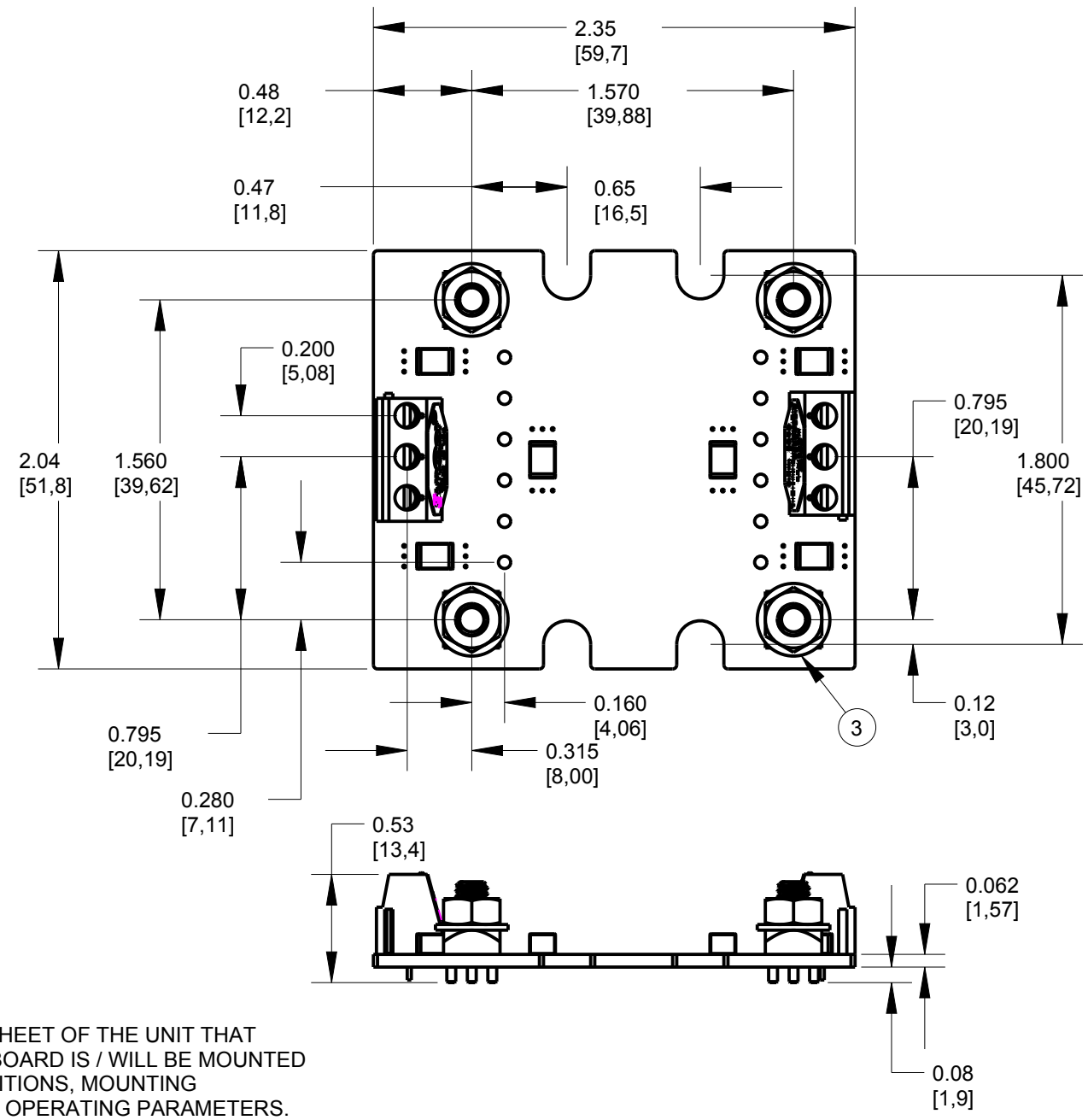



REVISIONS			
REV	DESCRIPTION	DATE	APPROVED
1	INITIAL RELEASE PER ECO 15-19511	032615	DS



- NOTES:
1. CONSULT DATASHEET OF THE UNIT THAT THE INTERFACE BOARD IS / WILL BE MOUNTED TO FOR I/O DEFINITIONS, MOUNTING DIMENSIONS AND OPERATING PARAMETERS.
 2. ALL DIMENSIONS IN INCHES (MM)
TOLERANCES:
X.XX .02 IN (X.X .5mm)
X.XXX .010 IN (X.XX .25mm)
 3. Vin/Vout M4 SCREW POST, MAX TORQUE 6 IN-LB (.7Nm).
 4. TERMINAL BLOCKS: WIRE SIZE 16-30 AWG, 13.5A MAX CURRENT PER TERMINAL, MAX TORQUE 4 IN-LB (.5 Nm)
 5. FITS BOTH NORMAL AND FLANGED DEMI BRICKS
 6. ADAPTOR WEIGHT: 0.95 oz (27 G) TYP.

TOLERANCES: Unless otherwise specified: All dimensions in inches .X +/- .025 .XX +/- .010 .XXX +/- .005 Angles +/- 1°	 155 Swanson Road Boxborough, MA 01719-1316		
	DBI-02 FILTER INTERFACE ASSEMBLY THROUGH HOLE MOUNTING		
THIS DRAWING IS THE PROPERTY OF SYNQOR LLC. It is not to be reproduced or copied, in whole or in part, or used for furnishing information to others, or for any purpose detrimental to the interests of SynQor. The information shown herein may be protected by patents owned or controlled by SynQor.	SOURCE: PRO/E 030-MT01698-DEMIDBI-02FILTERINT SIZE: B	DATE: 032615 DWG. NO.: 020-0000304	REV: 1
SCALE: 1.000	DRAWN: DS	CHECK:	SHEET 1 of 1