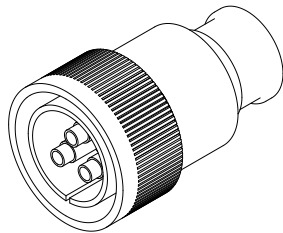
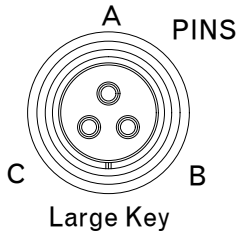


1

2

3

4

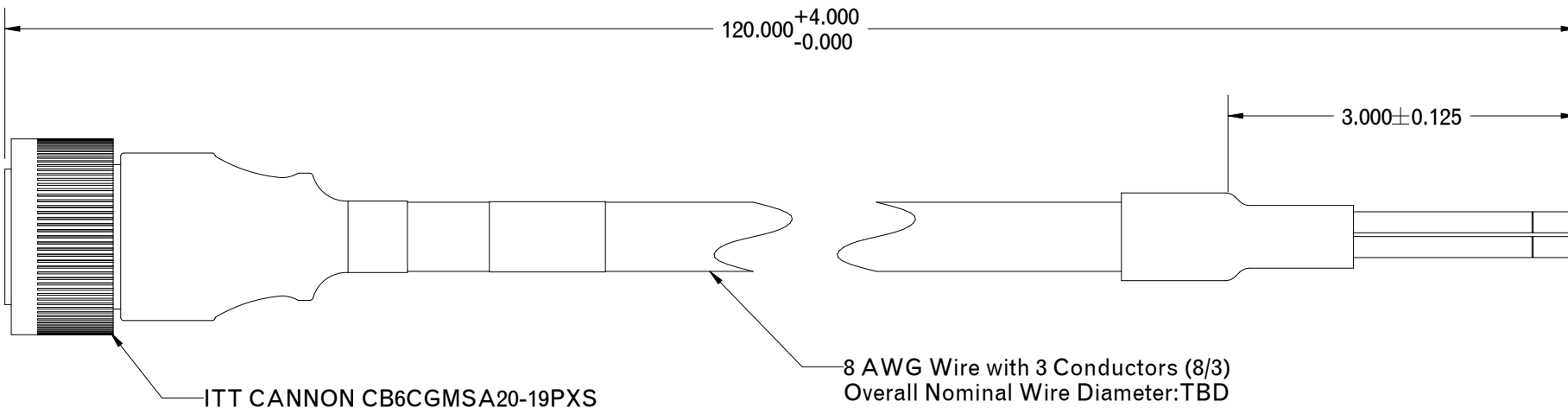


REVISIONS

REV	DESCRIPTION	DATE	APPROVED
2	FIX CONNECTOR DRAWING PER ECO 16-20772	2/4/16	DS
A	Release to Production Per ECO 17-23142	11/29/17	DS
B	PIN REASSIGNMENT PER ECO 18-23605	3/27/18	K.DUBROWN

A

A



B

B

Pin In #	Wire Color	Description
A	Black	Line 1
B	White	Line 2
C	Green w/ Yellow Stripe	Ground

C

C

Notes:

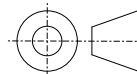
1. REFERENCE SYNQOR SPECIFICATION: 705-1000199
2. WEIGHT: TBD

TOLERANCES:

Unless otherwise specified:
All dimensions in inches

- .X +/- .025
- .XX +/- .010
- .XXX +/- .005
- Angles +/- 1°

THIRD ANGLE PROJECTION



THIS DRAWING IS THE PROPERTY OF SYNQOR INC.
It is not to be reproduced or copied, in whole or in part, or used for furnishing information to others, or for any purpose detrimental to the interests of SynQor. The information shown herein may be protected by patents owned or controlled by SynQor.



155 Swanson Road
Boxborough, MA 01719

MINV Single Phase AC Output External Cable
(Hardwire)

SOURCE: PRO/E CB6-22-2SSA34

SIZE	DATE	DWG. NO.	REV
A	MAR-27-18	SYN-9630	B

SCALE: 0.700 DRAWN: CHECK: SHEET 1 of 1

1

2

3

4