

1

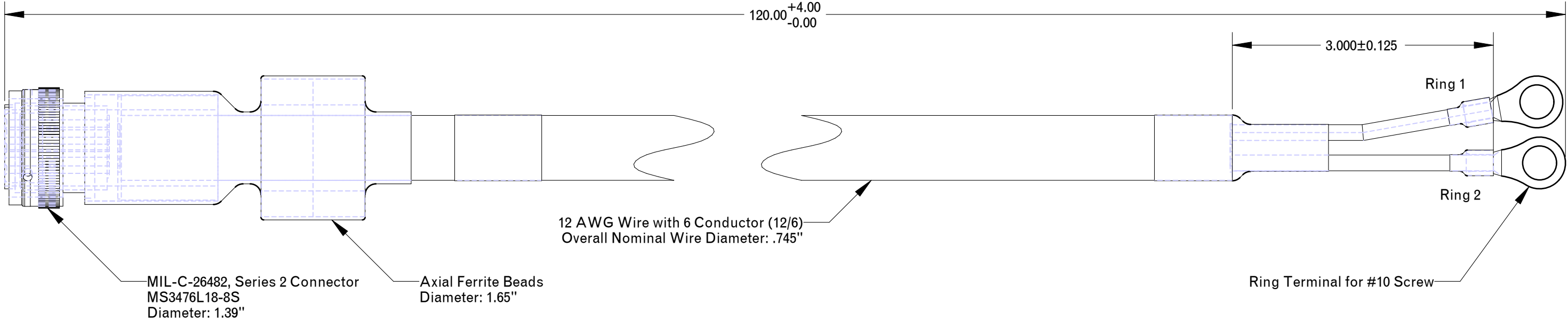
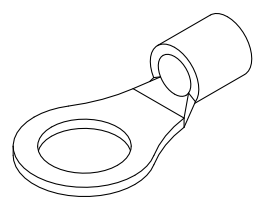
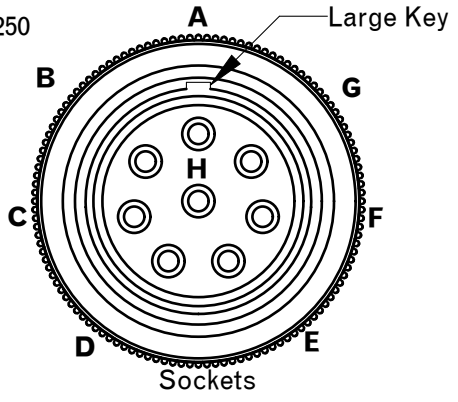
2

3

4

REVISIONS			
REV	DESCRIPTION	DATE	APPROVED
B	FIXED TOLERANCE PER ECO #12-14565	01/20/12	S SHAW
C	UPDATED CALLOUT PER ECO #12-15287	Jul-11-12	J.Tichy
D	ADDED WEIGHT PER ECO 13-17280	10/21/13	DS

SCALE 1.250



12 AWG Wire with 6 Conductor (12/6)
Overall Nominal Wire Diameter: .745"

MIL-C-26482, Series 2 Connector
MS3476L18-8S
Diameter: 1.39"

Axial Ferrite Beads
Diameter: 1.65"

Ring Terminal for #10 Screw

Pin In #	Wire Color	Label Description	Pin Out #
A	No Connection	No Connection	
B	Black	-V In	Ring 1
C	Blue	-V In	Ring 1
D	Orange	-V In	Ring 1
E	Green	+V In	Ring 2
F	Red	+V In	Ring 2
G	White	+V In	Ring 2
H	No Connection	No Connection	

Notes:

- 1. REFERENCE SYNQOR SPECIFICATION: 705-1000053
- 2. WEIGHT: 4.10lb [1.86kg]

TOLERANCES:
Unless otherwise specified:
All dimensions in inches
.X +/- .025
.XX +/- .010
.XXX +/- .005
Angles +/- 1°

Third Angle Projection

THIS DRAWING IS THE PROPERTY OF SYNQOR LLC. It is not to be reproduced or copied, in whole or in part, or used for furnishing information to others, or for any purpose detrimental to the interests of SynQor. The information shown herein may be protected by patents owned or controlled by SynQor.

SynQor 155 Swanson Road
Boxborough, MA 01719-1316

UPS DC Input External Cable (Ring)

SOURCE: PRO/E DC_INPUT_EXTERNAL_CABLE

SIZE	DATE	DWG. NO.	REV
B	Jul-11-12	SYN-9151	D

SCALE: 0.850 DRAWN: SJS CHECK: SHEET 1 of 1

1

2

3

4