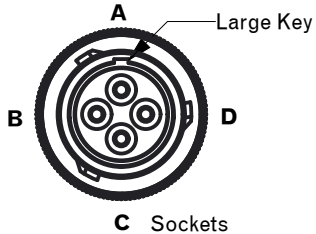


1


2

3

4



SCALE 0.500

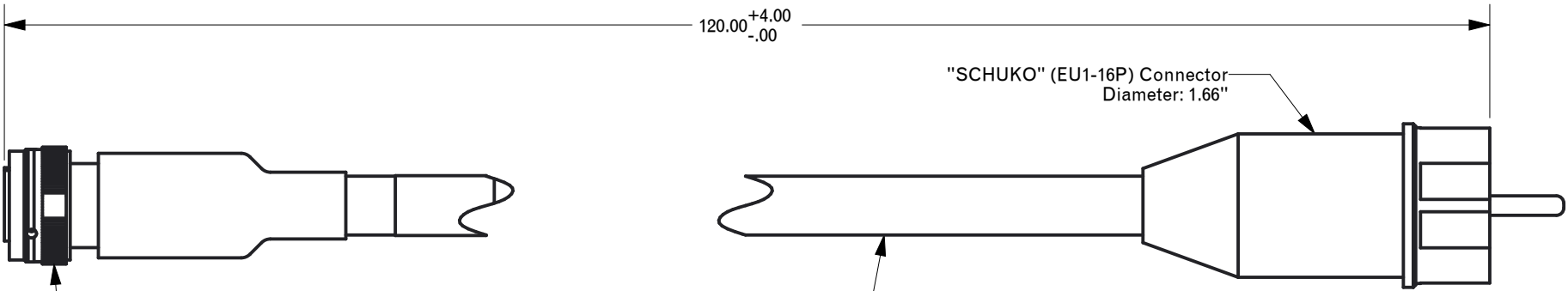


### REVISIONS

REV	DESCRIPTION	DATE	APPROVED
A	RELEASE TO PRODUCTION PER ECO 14-17743	02/12/14	RGH
B	CORRECTED PINOUT PER ECO 15-20189	08/28/15	RGH

A

A

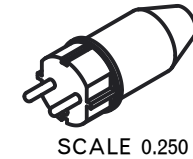
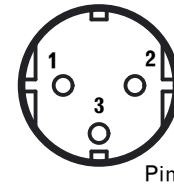


B

B

MIL-C-26482, Series 2 Connector  
MS3476L14-4S  
Diameter: 1.20"

14 AWG Wire with 3 Conductors (14/3)  
Overall Nominal Wire Diameter: 0.54"



Pin In #	Wire Color	Description	Pin Out #
A	Brown	Line	2
B	Blue	Neutral	1
C	No Connection	No Connection	
D	Green with yellow stripe	Ground	3

C

C

Notes:

1. REFERENCE SYNQOR SPECIFICATION: 705-1000129
2. WEIGHT: 2.60 lbs (1.18 kg)

#### TOLERANCES:

Unless otherwise specified:  
All dimensions in inches

- .X +/- .025
- .XX +/- .010
- .XXX +/- .005
- Angles +/- 1°

THIRD ANGLE PROJECTION



THIS DRAWING IS THE PROPERTY OF SYNQOR INC.  
It is not to be reproduced or copied, in whole  
or in part, or used for furnishing information  
to others, or for any purpose detrimental to the  
interests of SynQor. The information shown herein  
may be protected by patents owned or controlled by SynQor.



155 Swanson Road  
Boxborough, MA 01719

## UPS AC INPUT EXTERNAL CABLE (SCHUKO)

SOURCE: PRO/E AC\_INPUT\_UK13A-250V\_CABLE

SIZE	DATE	DWG. NO.	REV
A	08/28/15	SYN-9112	B

SCALE: 0.600    DRAWN: RH    CHECK:    SHEET 1 of 1

1

2

3

4